






## What is Pompe disease?

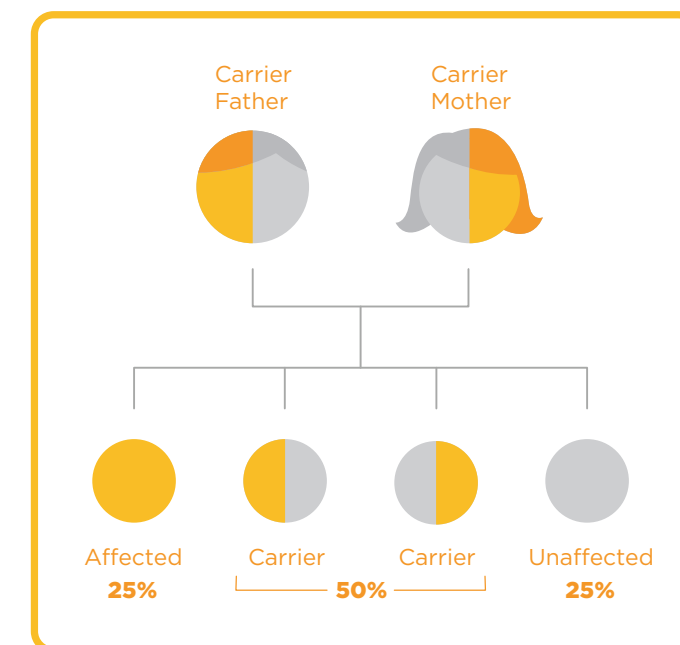
This guide is meant to help you understand a complicated disease

-  Pompe disease is a debilitating **genetic disorder** that is inherited from both parents in an autosomal recessive fashion
-  It can be classified as a **lysosomal storage disorder, neuromuscular disease, acid maltase deficiency, or glycogen storage disorder**
-  There are 2 main types of Pompe disease: **infantile** and **late-onset**. Classic infantile appears within a few months of birth, nonclassic infantile appears in the first year. Late-onset appears later, in childhood or adulthood
-  Usually, the **earlier** symptoms appear, **the more severe** the symptoms can be
-  Sometimes it's **difficult** for doctors to diagnose Pompe disease, since several symptoms can be **confused** with other neuromuscular disorders

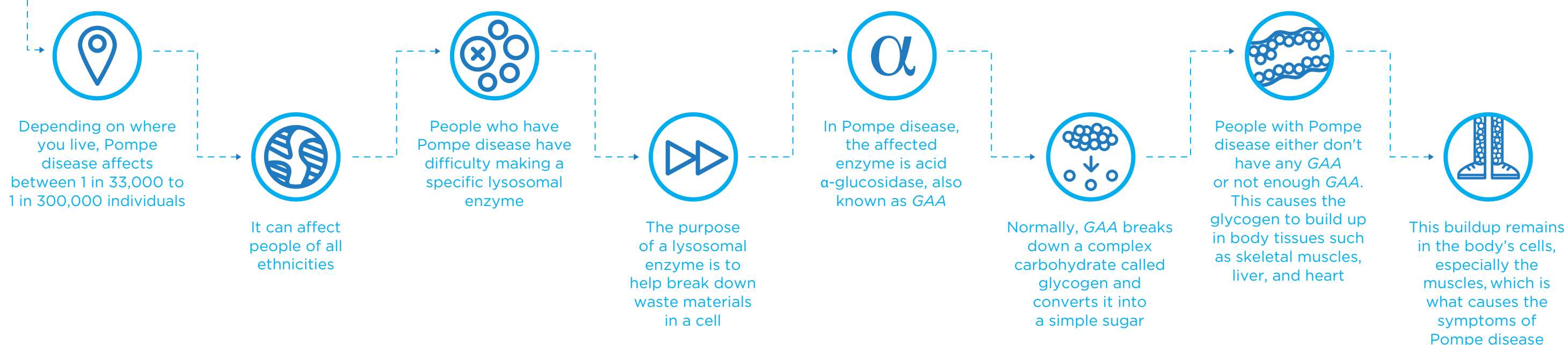
## How does Pompe disease affect families?

How parents pass down Pompe disease

- Pompe disease is inherited through a person's genes. People affected by Pompe disease either have the disease or are carriers of the disease. Carriers have 1 copy of the mutated gene and 1 normal copy of the gene. They typically do not show symptoms. Those who have the disease have 2 copies of the mutated gene. If both parents are carriers, there is a 25% chance that each child could have Pompe disease
- If 1 parent has Pompe disease and the other parent is unaffected, then none of the children will develop Pompe disease, but all will be carriers
- If 1 parent has the disease and the other parent is a carrier, there is a 50% chance that each child could be a carrier and a 50% chance that each child could develop Pompe disease



## What should I know about Pompe disease?



## What do these words mean?

- **Acid  $\alpha$ -glucosidase (GAA)**  
An enzyme that breaks down complex carbohydrates into simple sugars
- **Cell**  
Basic building block of all living things
- **DNA**  
Basic unit that allows for the transmission of genetic information from one generation to the next and contains instructions, or code, for making proteins and enzymes
- **Enzyme**  
A special type of protein that speeds up a reaction that takes place within a cell
- **Lysosome**  
A specialized fluid-filled sac found in the cells that contains enzymes
- **Lysosomal storage disorder**  
A group of over 50 diseases resulting from the accumulation of waste products in lysosomes
- **Mutation**  
A permanent error in the DNA code
- **Neuromuscular disorder**  
A group of disorders that affect the nerves that control voluntary muscles

## Want to learn more?

These additional resources will help you to understand Pompe disease


- **International Pompe Association**  
[worldpompe.org](http://worldpompe.org)
- **United Pompe Foundation**  
[unitedpompe.com](http://unitedpompe.com)
- **Acid Maltase Deficiency Association**  
[amda-pompe.org](http://amda-pompe.org)
- **Muscular Dystrophy Association**  
[mda.org](http://mda.org)
- **The Association for Glycogen Storage Disease UK**  
[www.agsd.org.uk](http://www.agsd.org.uk)
- **Australian Pompe's Association**  
[australianpompe.com](http://australianpompe.com)
- **Canadian Association of Pompe**  
[www.pompecanada.com](http://www.pompecanada.com)
- **Selbsthilfegruppe Glykogenose Deutschland e.V.**  
[glykogenose.de](http://glykogenose.de)
- **Vereniging Spierziekten Nederland (VSN)**  
[www.vsn.nl](http://www.vsn.nl)
- **The National Organization for Rare Disorders**  
[rarediseases.org](http://rarediseases.org)
- **EURORDIS**  
[eurordis.org](http://eurordis.org)

## A VISUAL GUIDE

TO UNDERSTANDING

## POMPE

DISEASE



**WHAT PEOPLE LIVING WITH POMPE DISEASE— AND THEIR FAMILIES— NEED TO KNOW**

## What causes Pompe disease?



Everyone has information coded into their cells called DNA—which is inherited from one's parents



Sometimes, mutations occur in the DNA code that makes up a particular gene



Think of it like spelling. One wrong letter can completely change the meaning of a word



Certain DNA mutations make very little or no GAA



People with certain types of mutations may make some GAA, but not enough. Even then, it doesn't always function correctly

## What are the symptoms of Pompe disease?

Symptoms can vary based on how well the GAA enzyme is functioning

### INFANTILE SYMPTOMS

#### NERVOUS SYSTEM

- Developmental delay
- Motor delay

#### LUNGS

- Difficulty breathing
- Respiratory infections

#### HEART

- Enlarged heart
- Abnormal heartbeat

#### SKELETON AND MUSCLE

- Rapid muscle weakness
- Diminished muscle tone
- Floppy muscles
- Large protruding tongue
- Head lag

#### GASTROINTESTINAL

- Feeding difficulties
- Poor appetite
- Difficulty swallowing
- Failure to thrive
- Enlarged liver

### LATE-ONSET SYMPTOMS

#### LUNGS

- Lung infections
- Respiratory weakness
- Difficulty breathing
- Sleep apnea
- Sleepiness
- Morning headache

#### GASTROINTESTINAL

- Difficulty chewing and swallowing
- Poor weight gain
- Chronic constipation

#### SKELETON AND MUSCLE

- Muscle weakness, especially limb and lower body
- Back pain
- Inability to physically exercise
- Difficulty walking
- Difficulty climbing stairs
- Gait abnormalities
- Joint tightening
- Winging of shoulder blades
- Reduced spine movement
- Abnormal curvature of the spine
- Motor delay
- Loss of bladder or bowel control

## How is Pompe disease treated?

### → ERT ←

Currently, enzyme replacement therapy (ERT) is the only approved treatment for Pompe disease



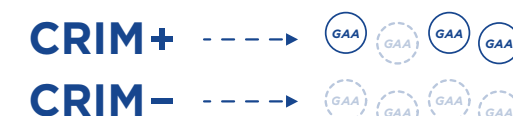
ERT works by replacing the nonfunctioning or missing GAA with functioning GAA



It has been shown to slow the progression of disease and may improve a person's outcome

### ✔ ERT ✔ ERT ✘ ERT

However, there are unmet needs with current ERT, such as people building up a serious resistance to treatment



An infant's cross-reactive immunological material (CRIM) status can help determine his or her response to treatment. CRIM-positive infants make some GAA, while CRIM-negative infants make no GAA. CRIM-negative infants are more likely to develop an immunity to ERT and may not respond as well as CRIM-positive infants



Different types of ERT and other treatments are being researched and tested to provide an alternative for those living with Pompe disease

### pompe disease

To learn more about ongoing research trials, search for Pompe disease on either [clinicaltrials.gov](http://clinicaltrials.gov) or [clinicaltrialsregister.eu](http://clinicaltrialsregister.eu), or talk to your health care provider

## A doctor suspects Pompe disease—what happens next?

